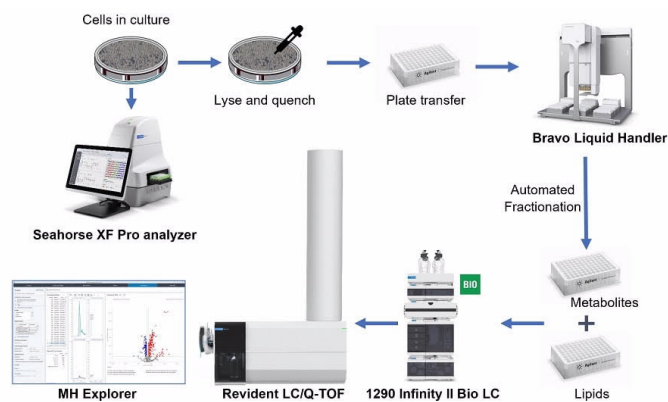


Illuminating the Cellular and Molecular Response to Drug Treatment


21 August 2023 | News

To better understand the biology of cells and their dynamic metabolic response to therapeutic compounds, advanced methodologies are required. Results from two technologies that measure metabolic pathway utilization at two scales, cellular and molecular, can be combined. The Seahorse XF analyzer provides measurements at a cellular resolution, whereas omics and qualitative flux analyses using Revident LC/Q-TOF give measurements at the molecular resolution.




[The Revident Quadrupole Time of Flight \(Q-TOF LC/MS\) system](#) is ideal for small molecule applications in various fields of study such as metabolomics, pharmaceutical, and forensic analyses.

image not found or type unknown



[Seahorse XF Pro Analyzer](#) measures mitochondrial respiration, glycolysis, and ATP production in live cells in a 96-well format.

Image not found or type unknown



Click [here](#) for future updates on Agilent solutions for Omics, or to be contacted by an Agilent representative.