


Industry Records 11% Growth

22 June 2015 | Analysis | By BioSpectrum Bureau

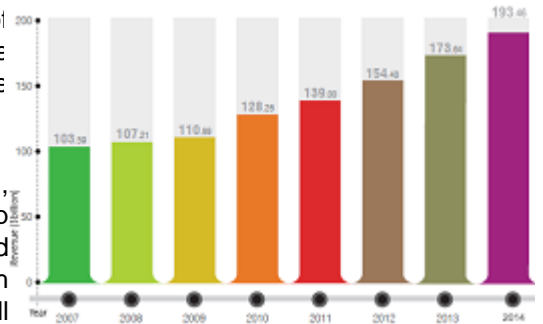
Industry Records 11% Growth



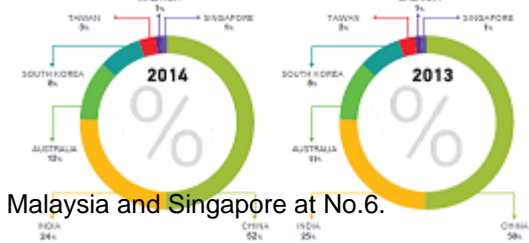
Singapore: The bioscience industry in the major markets of Asia-Pacific region, excluding Japan and comprising Australia, China, India, South Korea, Malaysia, Singapore, and Taiwan recorded 11 percent growth in 2014. While the total bioscience revenue in 2013 stood at \$173.64 billion, the same for 2014 was \$193.46 billion. This figure is for the period January to December 2014.

The industry recorded 11 percent growth in 2014, which was slightly lesser than the previous year's rate of 12 percent. The growth has been driven by China, despite Chinese pharma market encountering several changes. China's revenue from public listed companies registered only 15 percent growth compared to 22 percent growth in 2013. India recorded only 5 percent growth, while Australia and South Korea witnessed 12 percent and 11 percent growth respectively.

In line with last year's survey trends, this year too all the players in the list of Top 20 public listed companies have crossed the \$1 billion sales revenue. The new benchmark now for the top 20 companies is \$1 billion. And seven of the Top 20 public listed companies have revenue in excess of \$2 billion.



The Top five companies by revenue are Sinopharm (China), CSL (Australia), China National Accord Medicines Corporation (China), Yunnan Baiyao Group (China), and Sigma Pharmaceuticals (Australia). Yunnan Baiyao Group moved to the fourth spot in this year's survey, while Sigma Pharmaceuticals is in fifth position. The top three companies accounted for 37 percent share in the overall revenue of public listed companies with total revenue of \$41.45 billion. China's Sinopharm, which continues to be the No.1 biotech company, with revenue of \$31.29 billion has recorded 20 percent growth and accounted for 28 percent market share of the total revenue of publicly listed companies. The top 10 publicly listed companies generated \$57.5 billion in revenue and together have over 51 percent market share.



China and India continue to dominate the market. These two account for nearly 76 percent share of revenue by the public listed companies in 2014. China was the No.1 country with \$58.6 billion in revenue generated by public listed companies and India stood second at \$27.11 billion in revenue for the calendar year. Australia-New Zealand was No.3, South Korea No.4, Taiwan No.5, Malaysia and Singapore at No.6.

Malaysia and Singapore at No.6.

*Revenue of listed companies (2013)

The total revenue of the publicly listed companies account for 58 percent of the overall revenue of \$193.46 billion. China's publicly listed companies clocked \$58.4 billion in revenue. India was second with \$26.7 billion revenue.